



EXPERIENCE THE DIEDRICH DIFFERENCE
A QUALITY ROAST EVERY TIME, AT EVERY SCALE.



SPECIALTY ROASTERS

WORLD CLASS CUSTOMER SUPPORT

INNOVATION. PRECISION. REPEATABILITY.

Every handcrafted roaster is designed and engineered to deliver quality and consistently to achieve superb results batch after batch. Your roaster is built to fulfill your specific roasting requirements and specifications and to fit seamlessly into your workflow.

Whether you're just getting started or ready to expand, we will partner with you to provide the perfect roasting solution to achieve optimal efficiency and profitability.



HANDCRAFTED IN THE USA

Every Diedrich Roaster is custom built and rigorously tested to meet the highest quality standards in every machine.



EXCEPTIONAL CUSTOMER SUPPORT

You can depend on Diedrich to be there for you from green to ground to maximize your investment.



EXPANDED PROCESS SYSTEMS SOLUTION

Roast with confidence. Our innovative process design capabilities and expertise support you in a seamless start-to-finish coffee processing system.

IR-1

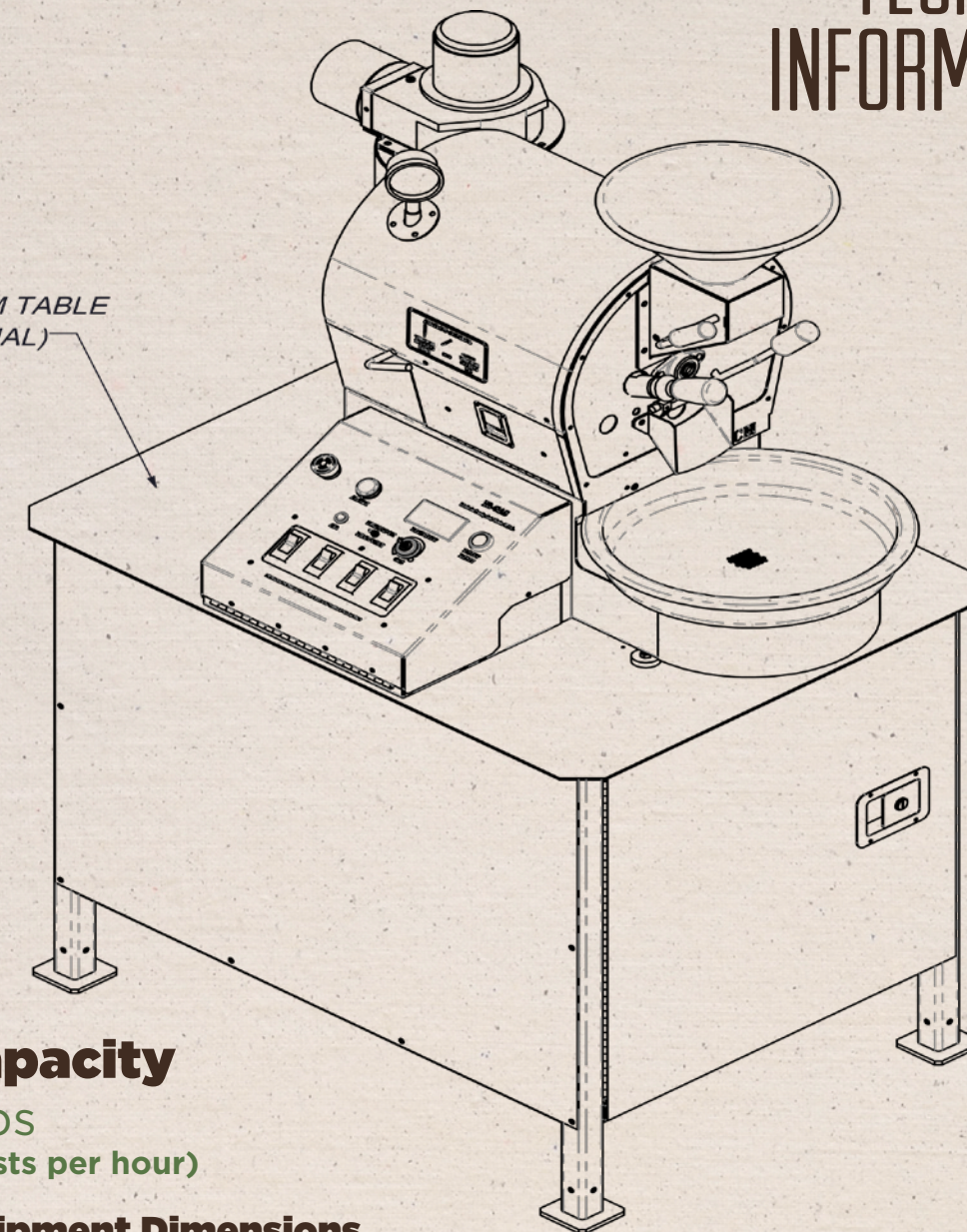
SPECIALTY ROASTER



The IR-1 is designed to roast approximately 2.2 lbs (1 kg) of green coffee per batch.

TECHNICAL INFORMATION

CUSTOM TABLE
(OPTIONAL)



Hourly Capacity

Up to 8.8 lbs
(based on 4 roasts per hour)

Standard Equipment Dimensions

43" ⁵/₈ x 28" ⁷/₈ x 27" ³/₄; 1108 x 734 x 706 mm
(Overall Dimensions May Vary with Optional Items)

Volts AC (Single Phase): 110-120 or 200-240

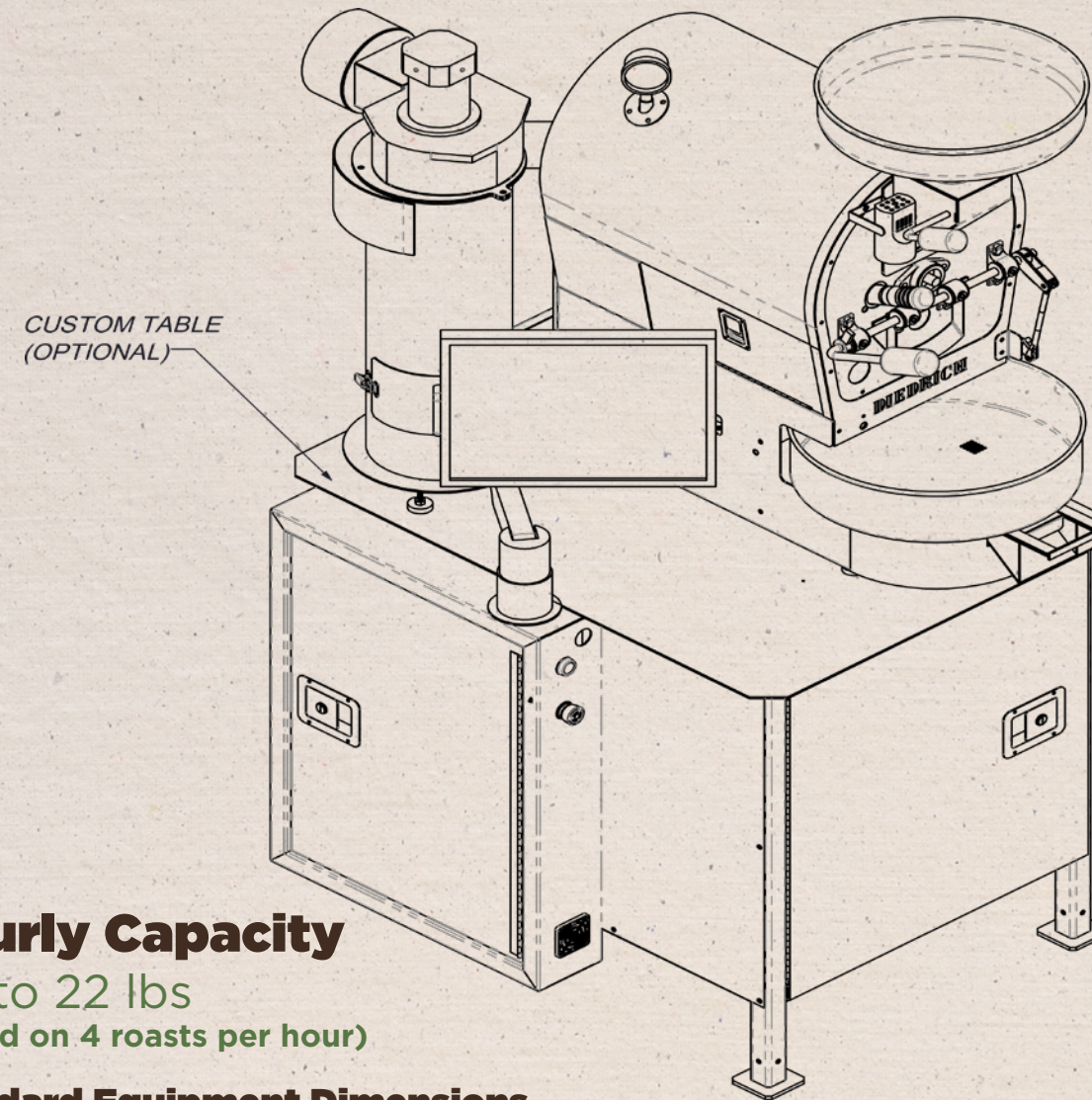
IR-2.5

SPECIALTY ROASTER

TECHNICAL INFORMATION



The IR-2.5 is designed to roast approximately 5.5 lbs (2.5 kg) of green coffee per batch.



Hourly Capacity

Up to 22 lbs
(based on 4 roasts per hour)

Standard Equipment Dimensions

45" ³/₄ x 27" ⁵/₈ x 36" ³/₈; 1161 x 700 x 925 mm
(Overall Dimensions May Vary with Optional Items)

Volts AC (Single Phase): 110-120 or 200-240

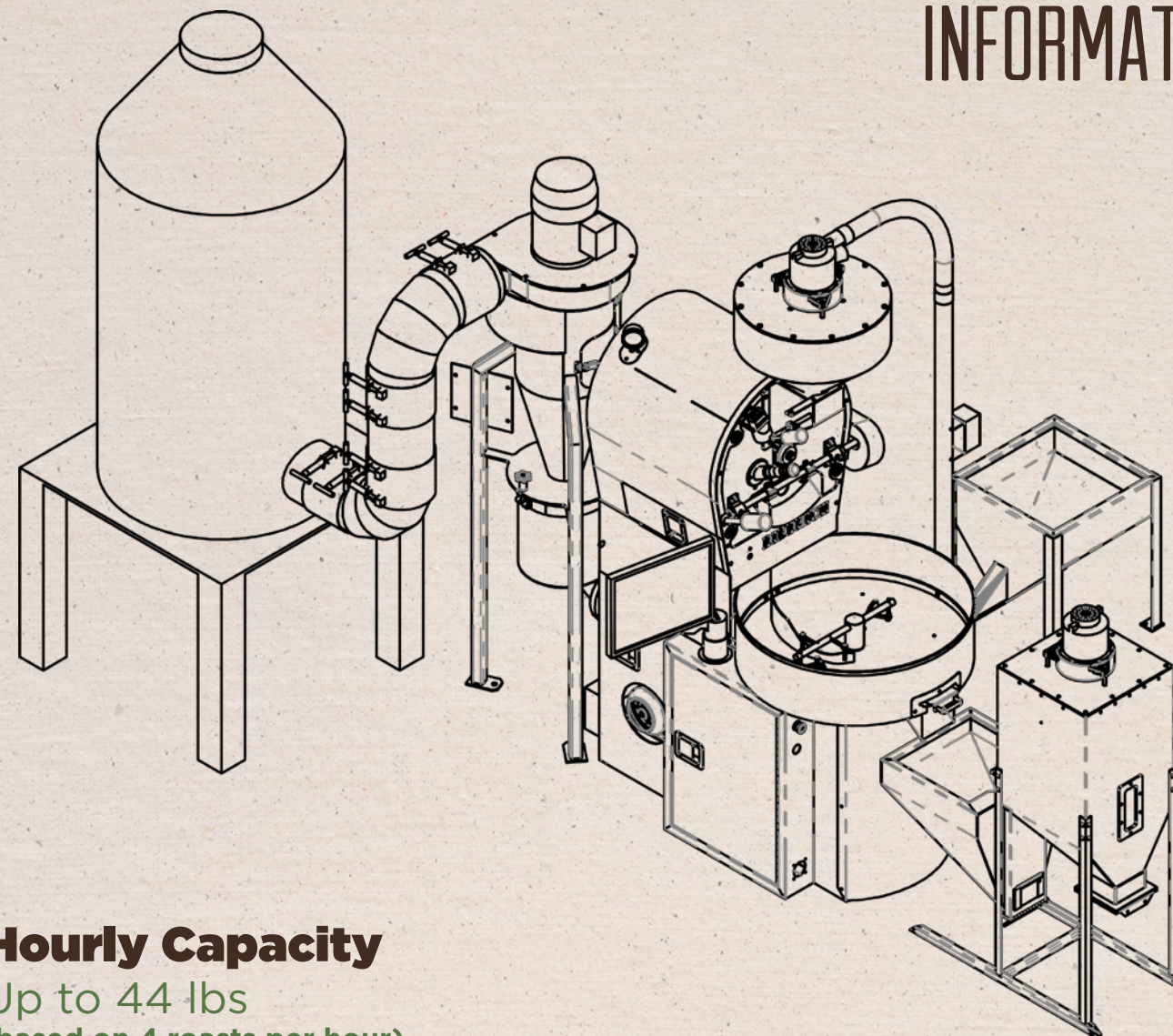
IR-5

SPECIALTY ROASTER



The IR-5 is designed to roast approximately 11 lbs (5 kg) of green coffee per batch.

TECHNICAL INFORMATION



Hourly Capacity

Up to 44 lbs
(based on 4 roasts per hour)

Standard Equipment Dimensions

56" $\frac{1}{4}$ x 48" $\frac{1}{8}$ x 71" $\frac{3}{8}$; 1429 x 1222 x 1813 mm
(Overall Dimensions May Vary with Optional Items)

Volts AC (Single Phase): 110-120 or 200-240

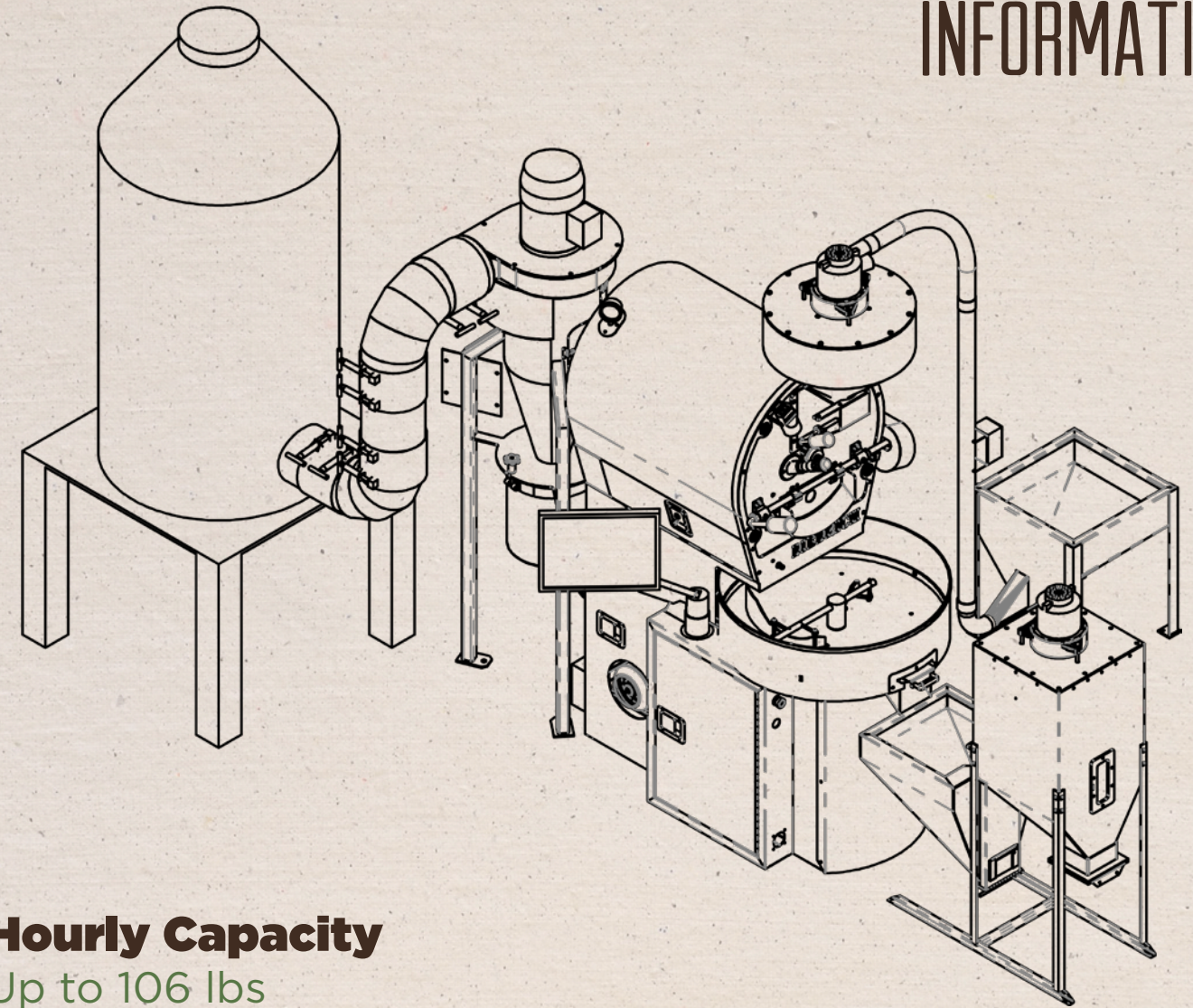
IR-12

SPECIALTY ROASTER



The IR-12 is designed to roast approximately 26.4 lbs (12 kg) of green coffee per batch.

TECHNICAL INFORMATION



Hourly Capacity

Up to 106 lbs
(based on 4 roasts per hour)

Standard Equipment Dimensions

56" $\frac{1}{4}$ x 48" $\frac{1}{8}$ x 75" $\frac{1}{2}$; 1429 x 1222 x 1918 mm
(Overall Dimensions May Vary with Optional Items)

Volts AC (Single Phase): 110-120 or 200-240